


“ConF V2” Series 2-Way Constant Flow Balancing Valve

PRODUCT SPECIFICATION SHEET



APPLICATION

Honeywell “ConF V2” series dynamic balancing valve is designed for constant flow control in HVAC hydronic system. It maintains flow constant within the specified working differential pressure range.

“ConF V2” series balancing valve is a self-balanced flow control valve used in 2-way controls for sizes from DN15~DN40.

FEATURES

- In this balanced valve design, the cartridge in the valve moves up and down automatically to maintain constant flow when there is system pressure fluctuation
- Every loop automatically limited to design flow
- Robust design save installation space
- Simplified pipe design and calculation
- Quick and easy setup
- No balancing work required
- Stainless steel valve stem resists corrosion & thus the valve has long service life

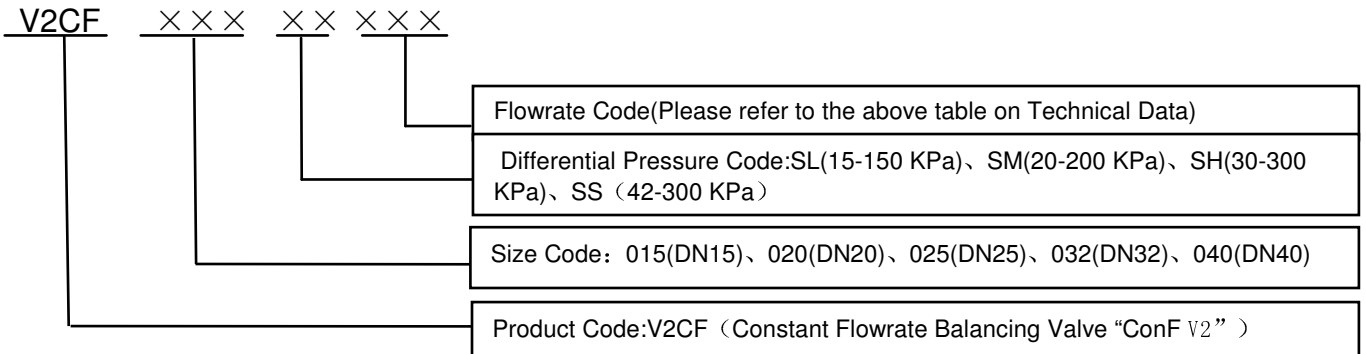
SPECIFICATIONS

Size Range:	DN15~40
Flow Precision:	+/- 5%
Pressure Rating:	Static 375 psi (25 Bars), Burst 1875 psi (125 Bars)
Valve End Connection	BSPP (Internal Thread)
Medium:	Water
Media temperature:	0~ 110°C
Valve Material:	Body of brass. Cartridge of Brass, chrome plated. O-ring seals of EPDM
Operating ambient temperature:	0 to 65°C
Shipping & storage temperature:	-40 to +65°C
Atmosphere:	Non-corrosive, non-explosive

Technical Data:

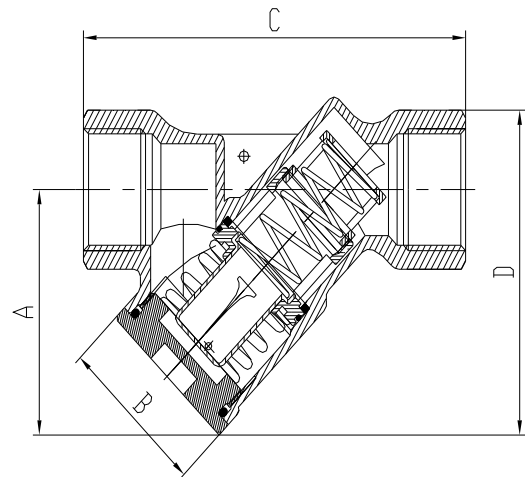
Size	Differential Pressure (KPa)	Flowrate(m3/h)/Flowrate Code
DN15	15-150	0.65/001,0.76/002,0.86/003,0.94/004,1.12/005,1.33/006, 1.51/007,1.69/008
	42-300	1.95/009,2.21/010,2.5/011,2.77/012
DN20	15-150	0.65/001,0.76/002,0.86/003,0.94/004,1.12/005,1.33/006, 1.51/007,1.69/008
	20-200	1.76/008,1.98/009,2.20/010
	30-300	2.30/010
	42-300	2.50/011,2.77/012,2.99/013
DN25	15-150	0.86/003,0.94/004,1.12/005,1.33/006,1.51/007,1.69/008
	20-200	1.76/008,1.98/009,2.20/010
	30-300	2.30/010
	42-300	2.50/011,2.77/012,2.99/013,3.24/014
DN32	15-150	1.51/007,1.69/008,1.91/009,2.09/010,2.27/011,2.48/012, 2.63/013,2.95/014,3.13/015
	20-200	3.46/015,3.67/016,3.89/017
	30-300	4.07/016,4.32/017
	42-300	4.60/019,4.87/020,5.12/021,5.36/022,5.58/023
DN40	15-150	2.09/010,2.27/011,2.48/012,2.63/013,2.95/014,3.13/015
	20-200	3.46/015,3.67/016,3.89/017
	30-300	4.07/016,4.32/017
	42-300	4.60/019,4.87/020,5.12/021,5.36/022,5.58/023

OS Number Structure:

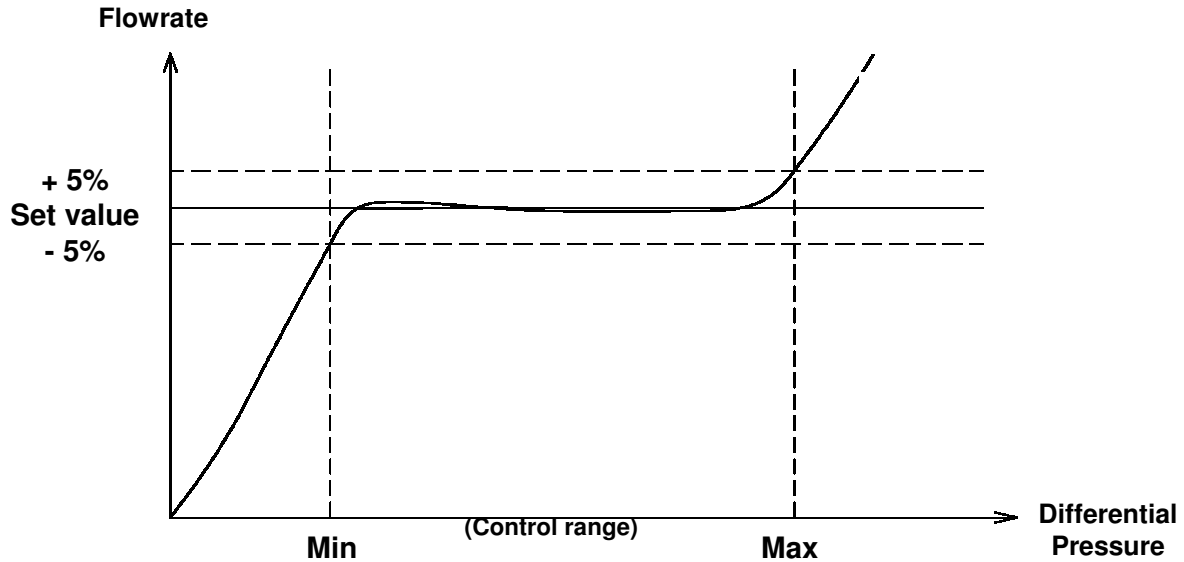


Dimension and Weight:

Size	A(mm)	B(mm)	C(mm)	D(mm)	Weight(Kg)
DN15	67	45	105	86.5	0.72
DN20	67	45	105	86.5	0.68
DN25	67	45	117	86.5	0.8
DN32	86	55	150	113	1.3
DN40	106.5	55	171	137	1.8

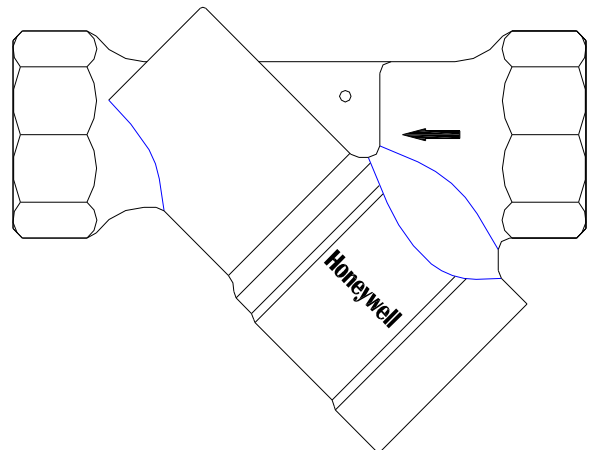


Flow rate - Differential Pressure Characteristic Curve

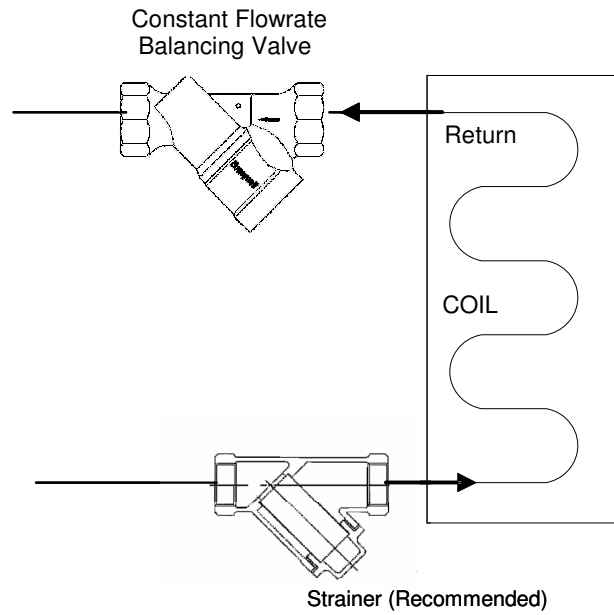


Installation

1. Read these instructions carefully. Failure to follow them could damage the product or cause a hazardous condition.
2. Check the ratings given in the instructions and on the product to make sure the product is suitable for your application.
3. Installer must be a trained, experienced service-person.
4. Always conduct a thorough checkout when installation is completed.
5. **IMPORTANT:**
For trouble-free operation of the product, good installation practice must include initial system flushing, chemical water treatment and the use of a 50 micron (or finer) system side stream filter(s). Remove all filters before flushing.
6. Suggest using a tentative pipe to do the initial system flushing. Then plumb the valve in the pipe.
7. Do not use boiler additives, solder flux and wetted materials which are petroleum based or contain mineral oil, hydrocarbons, or ethylene glycol acetate. Compounds which can be used with minimum 50% water dilution are diethylene glycol, ethyleneglycol and propylene glycol (antifreeze solutions).
8. The valve may be installed with flow direction same as the arrow on the valve body. Wrong installation will lead to hydronic system paralysis.



APPLICATIONS



The "ConF V2" constant flow rate balancing valve in radiator, FCU or AHU application

Honeywell

Automation and Control Solutions

Honeywell (Tianjin) Limited
No. 66, BaiHe Road
Tianjin Economic-Technological Development Area
Tianjin, 300457, P.R.C.
Phone: +86-22-2532 0745
Fax: +86-22-2532 5214

Subject to change without notice.